

Annexin A2 Mouse Monoclonal Ab

[Images\(4\)](#)

Cat.#: BF8033	Concn.: ~1mg/ml	Mol.Wt.: 38 kDa
Size: 100ul	Source: Mouse	Clonality: Monoclonal

Application: IF/ICC 1:100-1:500, WB 1:500-1:2000, IHC 1:50-1:200
*The optimal dilutions should be determined by the end user.

Reactivity: Human,Mouse,Rat


Storage: Mouse IgG1 in phosphate buffered saline (without Mg²⁺ and Ca²⁺), pH 7.4, 150mM NaCl, 0.02% sodium azide and 50% glycerol. Store at -20 °C. Stable for 12 months from date of receipt.

Purification: Affinity-chromatography.

Immunogen: A synthesized peptide derived from human Annexin A2, corresponding to a region within the internal amino acids.

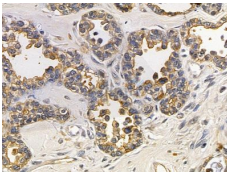
Uniprot: P07355

Description: Calcium-regulated membrane-binding protein whose affinity for calcium is greatly enhanced by anionic phospholipids. It binds two calcium ions with high affinity. May be involved in heat-stress response.

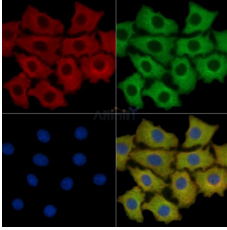


Western blot analysis of extracts from various samples, using Annexin A2 Mouse Monoclonal Ab.

Lane 1: HepG2 cells treated with blocking peptide;
Lane 2: HepG2 cells;
Lane 3: PC12 cells.
Lane 4: 3T3-L1P6 cells.



BF8033 at 1/100 staining aaaaaa by IHC-P. The sample was formaldehyde fixed and a heat mediated antigen retrieval step in citrate buffer was performed. The sample was then blocked and incubated with the primary Ab at 4°C overnight. An HRP conjugated anti-mouse Ab was used as the secondary Ab.



BF8033 staining HepG2 cells by IF/ICC. The samples were fixed with PFA and permeabilized in 0.1% Triton X-100, then blocked in 10% serum for 45 minutes at 25°C. Samples were then incubated with primary Ab(#BF8033) and rabbit anti-beta tubulin Ab(#AF7011) for 1 hour at 37°C. An AlexaFluor594 conjugated goat anti-mouse IgG Ab(Red) and an AlexaFluor488 conjugated goat anti-rabbit IgG Ab(Green) were used as the secondary Ab.

The nuclear counter stain is DAPI (blue).

IMPORTANT: For western blot, incubate membrane with diluted primary Ab in 5% w/v milk , 1X TBS, 0.1% Tween@20 at 4°C with gentle shaking, overnight.

For Research Use Only. Not for use in diagnostic and therapeutic procedures. Not for resale without express authorization.